

MICRO APPS

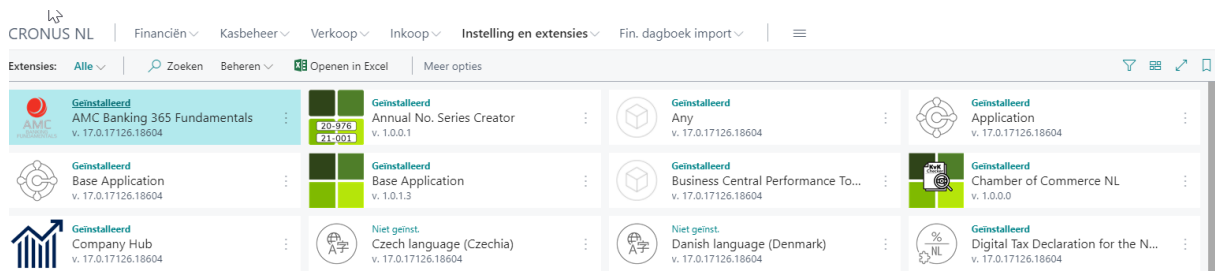
Chamber of Commerce APP

This document will describe all the necessary information for the use of the Chamber of Commerce extension, created by Micro-Apps. This extension creates the possibility to check information against the database of the Dutch Chamber of Commerce. This app may therefore only be used to look up information of companies based in the Netherlands.

Installation:

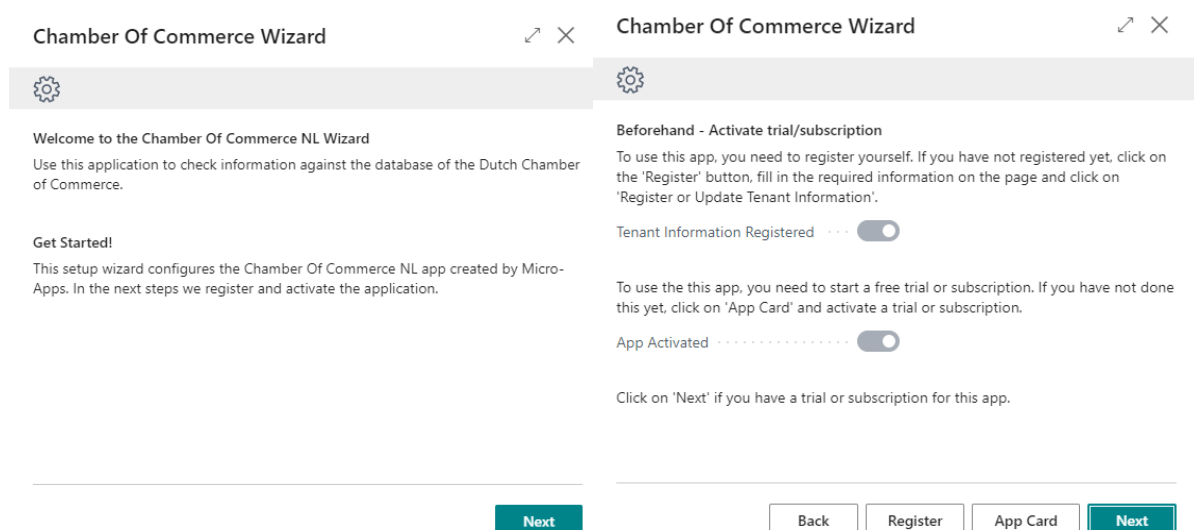
The installation of the Chamber of Commerce app is available via the Microsoft Marketplace for Business Central extensions/apps. From here you can automatically install the extension and make it available within every company within your Business Central environment.

For the correct working of the app, make sure that the setting of the Micro Apps Base App is set for "allowing HttpClient Request".







Setup:

Once the installation is complete, the app needs to be set up. This can be done with the Chamber Of Commerce Wizard. This wizard contains all the necessary steps to completely set up the extension. The first step is to register yourself and to activate the trial or subscription. With the trial, you can use the app two weeks free of charge. After the trial period, you need to activate the subscription. Make sure both fields are checked (like the example in the right picture.)



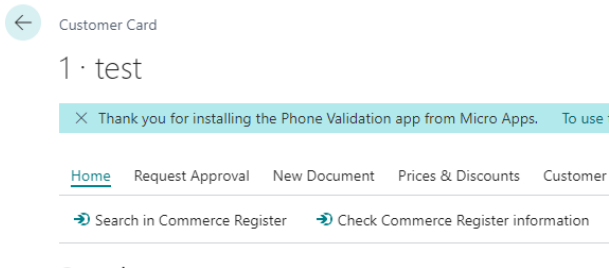
The Chamber Of Commerce application is automatically enabled after completing this wizard. If you don't want to disable it go to the next page. The permissionset 'Chamber of Commerce' is automatically assigned for all users by installation of this application.

<p>Chamber Of Commerce Wizard </p> <hr/> <p></p> <p>The application is default enabled after completing this wizard. Go to the next page to leave the app enabled.</p> <p>Use CoC functionality <input checked="" type="checkbox"/></p> <hr/> <p><input type="button" value="Back"/> <input checked="" type="button" value="Next"/></p>	<p>Chamber Of Commerce Wizard </p> <hr/> <p></p> <p>Permission Sets</p> <p>The users of the app do not need additional permissions to use the app. The permission set 'Chamber of Commerce' is automatically assigned.</p> <hr/> <p><input type="button" value="Back"/> <input checked="" type="button" value="Next"/></p>
---	--

After those steps, click on Next and the wizard is done. Please follow the steps below to make use of this application.

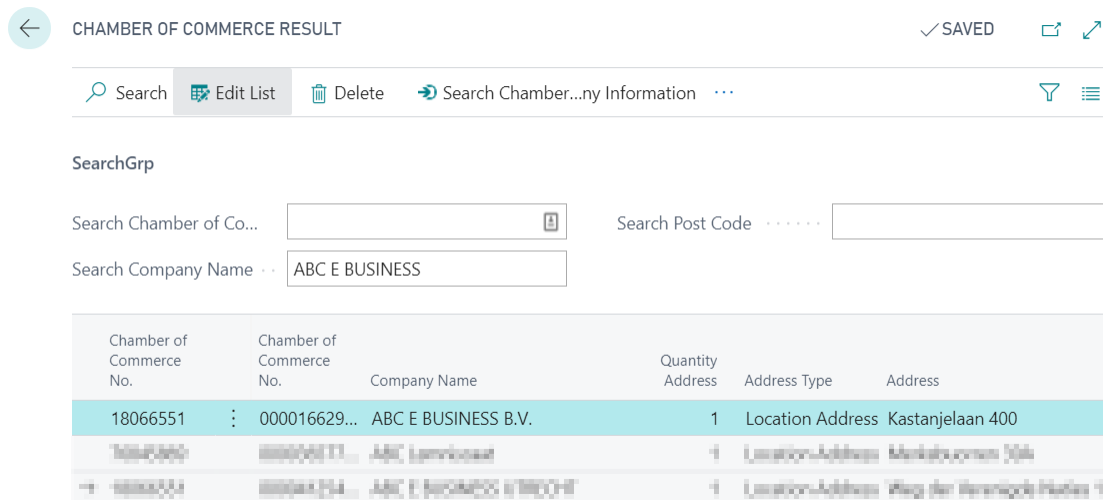
Using Chamber of Commerce APP

With the installation of the extension a set of actions are made available on both the customer, contact and the vendor cards within Business Central. These actions let the user either search for the corresponding information in the Dutch Chamber of Commerce database or check whether the information on the cards is the same as those that are known at the Dutch Chamber of Commerce database. These actions will be visible from both cards under **process** in the ribbon.

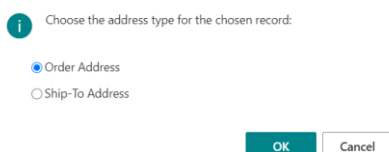


Search in Chamber of Commerce database

The action **Search in Commerce Register** lets you search based on a couple of fields, these fields include: Chamber of Commerce No., Company name and Branch Number. You may use either of the three fields to lookup a customer or vendor. With the button 'Search in Commerce register' in the ribbon, the search is performed.

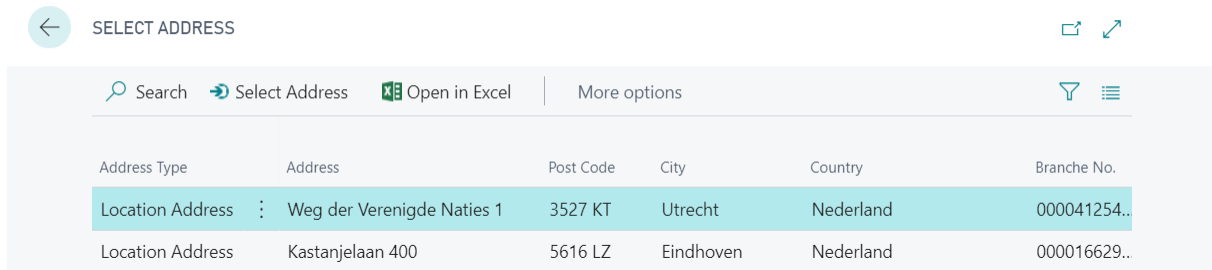


After the search has been conducted the user may select a single line and choose the option, in the ribbon, **Insert Data**. This will in turn copy over all the address information to the customer/vendor card. With this action, the extension will provide the opportunity to either choose to copy over the Order address or Ship-to address.



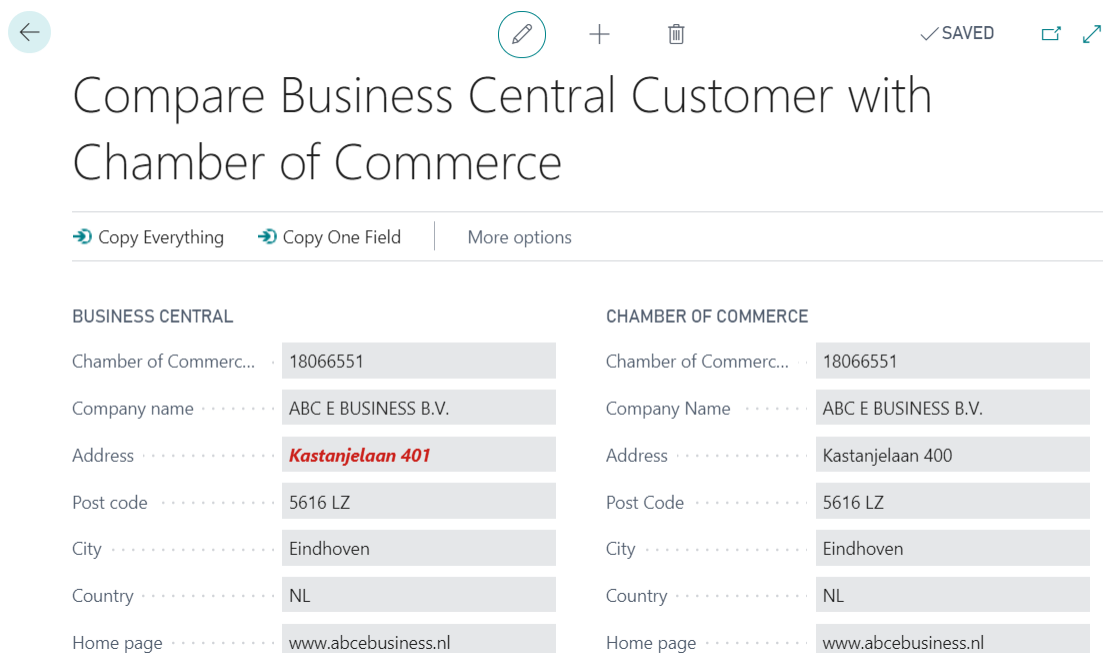
Check information against Chamber of Commerce

Besides searching in the database of Chamber of Commerce, it is also possible to check the information that is present within Business Central against the database of Chamber of Commerce. This is done via the action in the ribbon, **Check information from Chamber of Commerce**. Directly after clicking, the extension will search for all the records that are known based on the company name. This will then show a list of all know address with the same company name.



Address Type	Address	Post Code	City	Country	Branche No.
Location Address	Weg der Verenigde Naties 1	3527 KT	Utrecht	Nederland	000041254..
Location Address	Kastanjelaan 400	5616 LZ	Eindhoven	Nederland	000016629..

With one of the addresses selection, the user may choose the action 'Select Address', this will let the extension compare either the order or ship-to address with the address information that is known at the chamber of commerce. If in case the addresses are not the same, the differences will be shown in a red and bold font.



BUSINESS CENTRAL		CHAMBER OF COMMERCE	
Chamber of Commerc...	18066551	Chamber of Commerc...	18066551
Company name	ABC E BUSINESS B.V.	Company Name	ABC E BUSINESS B.V.
Address	Kastanjelaan 401	Address	Kastanjelaan 400
Post code	5616 LZ	Post Code	5616 LZ
City	Eindhoven	City	Eindhoven
Country	NL	Country	NL
Home page	www.abcebusiness.nl	Home page	www.abcebusiness.nl

With the actions in the ribbon, the user is able to either copy over all the differences or just one field. In case the user chooses to only copy over one of the fields, the extension will give the user the option to choose which fields need to be copied over.